

CAUTION

TO PROVIDE CONTINUED PROTECTION AGAINST THE RISK OF ELECTRIC SHOCK, CUSTOMER'S POWER SUPPLY MUST BE PROPERLY GROUNDED.

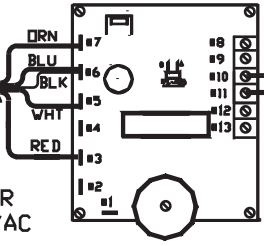
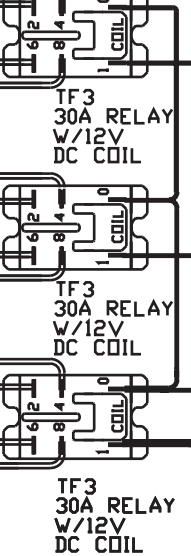
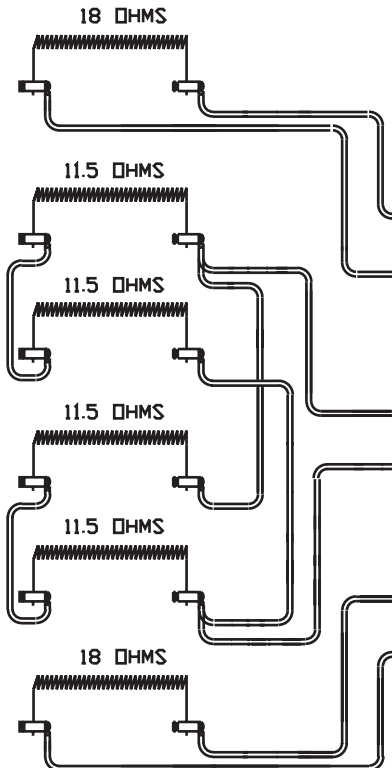
NOTE: GROUNDING SCREW TO HAVE A GREEN COLORED SLOTTED AND/OR HEX HEAD NO SUBSTITUTES. USE #1005

NOTE: THE SURFACE OF THE INSULATED WIRES MARKED (X) TO BE COLORED GREEN, WITH OR WITHOUT ONE OR MORE YELLOW STRIPES.

CR6
6-2/8-1 CORDSET
6-50P CAP

POWER REQ'TS
240 VOLTS
1 PHASE
60 HERTZ
45 AMPS
10800 WATTS
MAX TEMP 2300° F

PY50
TYPE K T/C



TO RE-ORDER ELEMENTS, SPECIFY		
DESCRIPTION	QTY	LOC
EL TNF24TB	2	TOP&BOT
EL TNF24M	4	MIDDLE

1/2 AMP FUSE

WIRING NOTE
ALL WIRES #14 AWG,
TYPE SEW/SF2 MINIMUM
UNLESS OTHERWISE NOTED

UL/CUL LISTED

COMMENTS	PARAGON INDUSTRIES 2011 SOUTH TOWN EAST BLVD MESQUITE, TEXAS 75149	PRODUCT DESCRIPTION 10 SIDES, 23.5" DIA, 29" DP 240V, 1PH, 60HZ, 45A, 10800W	PART NO.	REV
			TNF24	-
			WIRING DIAGRAM	